

**Supplementary Material**

**Health literacy measurement: a comparison of four widely used health literacy instruments (TOFHLA, NVS, HLS-EU and HLQ) and implications for practice**

*Rebecca L. Jessup<sup>A,B,\*</sup>, Alison Beauchamp<sup>C</sup>, Richard H. Osborne<sup>D</sup>, Melanie Hawkins<sup>D</sup>, and Rachelle Buchbinder<sup>E</sup>*

<sup>A</sup> Victorian Centre for Virtual Health Research, Northern Health, 185 Cooper Street, Melbourne, Vic 3075, Australia.

<sup>B</sup> School of Allied Health, Human Services and Sport, La Trobe University, Bundoora, Melbourne, Vic 3086, Australia.

<sup>C</sup> School of Rural Health, Monash University, Sargeant Street, Warragul, Vic 3820, Australia. Email: Alison.beauchamp@monash.edu

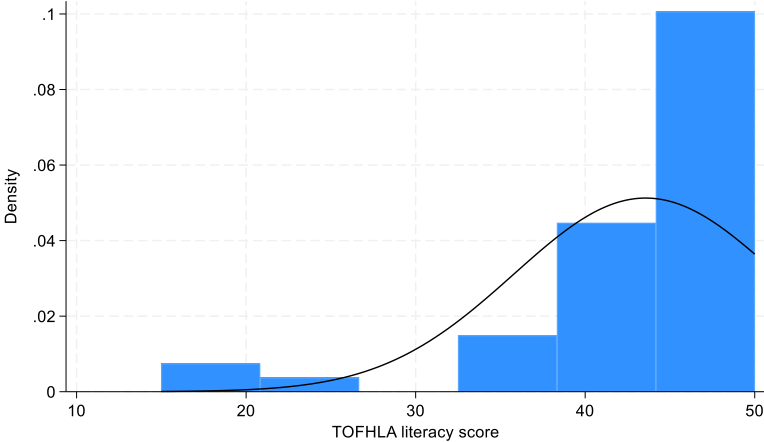
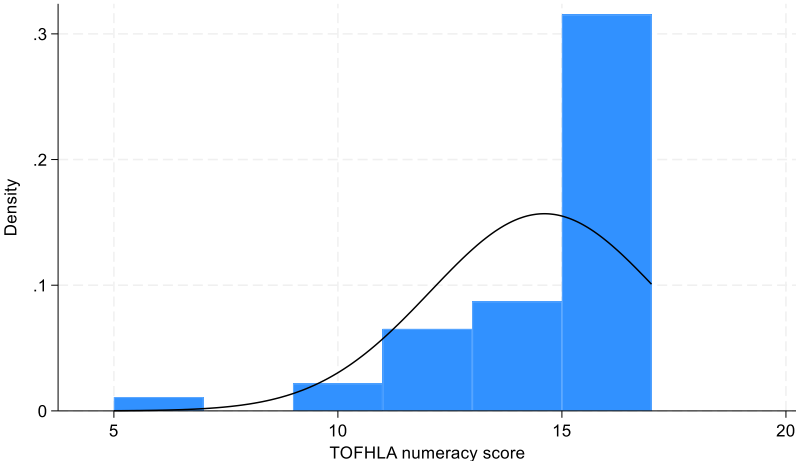
<sup>D</sup> School of Health Sciences, Swinburne University, Hawthorn, Vic 3122, Australia. Email: rosborne@swin.edu.au; melaniehawkins@swin.edu.au

<sup>E</sup> Musculoskeletal Health and Wiser Health Care Units, School of Public Health and Preventive Medicine, Monash University, Melbourne, Vic 3000, Australia. Email: rachelle.buchbinder@monash.edu

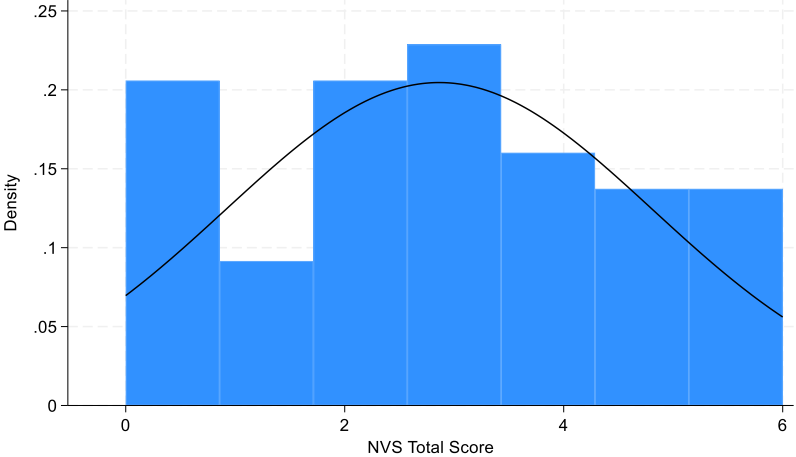
\*Correspondence to: Rebecca L. Jessup Victorian Centre for Virtual Health Research, Northern Health, 185 Cooper Street, Melbourne, Vic 3075, Australia Email: Rebecca.jessup@nh.org.au

Supplementary file

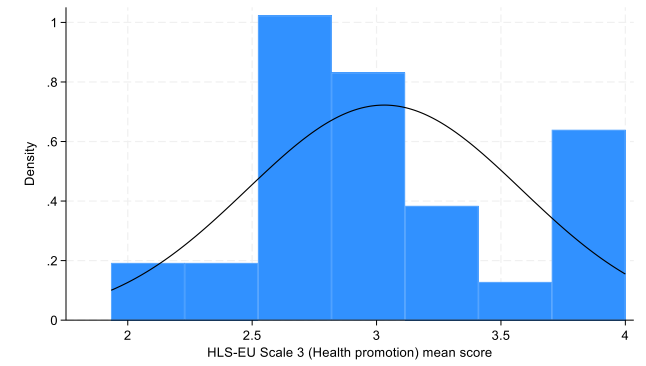
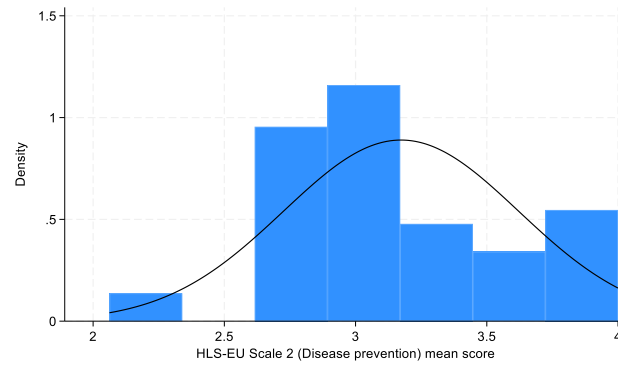
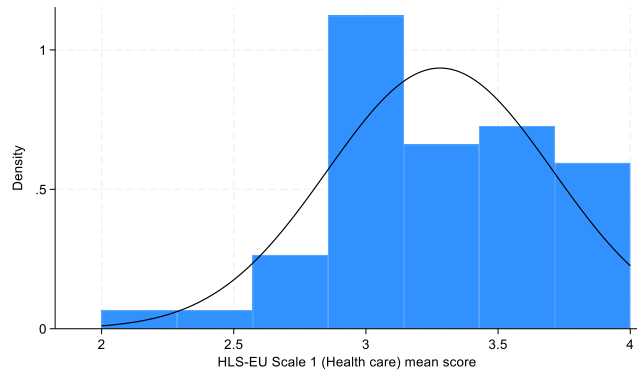
TOFHLA histograms (numeracy and literacy scales)



NVS histogram



### HLS-EU histograms (Scales 1-3)



# Supplementary file 1: HLQ histograms (Scales 1 – 9)

