

### Supplementary Material

#### **Role of carbon and nitrogen mineralisation of chitosan and crop straws in ameliorating acidity of acidic Ultisols**

*Jackson Nkoh Nkoh<sup>A,B,D</sup>, Peng Guan<sup>A,C</sup>, Ren-yong Shi<sup>A</sup>, Ru-hai Wang<sup>A</sup>, Jiu-yu Li<sup>A</sup>, and Ren-kou Xu<sup>A,C,\*</sup>*

<sup>A</sup>State Key Laboratory of Soil and Sustainable Agriculture, Institute of Soil Science, Chinese Academy of Sciences, P.O. Box 821, Nanjing, China.

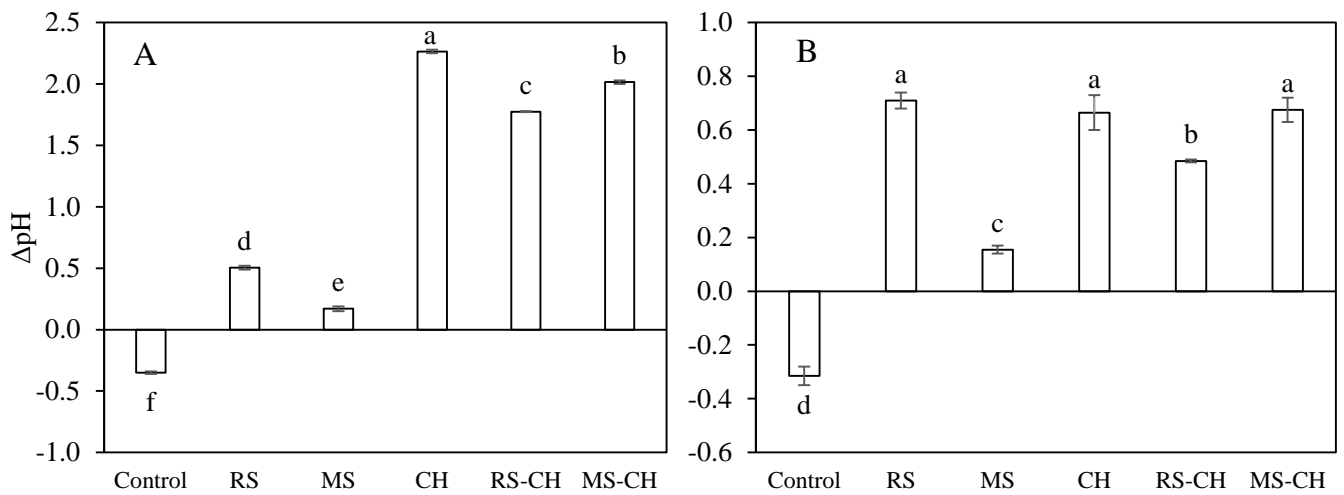
<sup>B</sup>Department of Chemistry, University of Buea, P.O. Box 63, Buea, Cameroon.

<sup>C</sup>College of Advanced Agricultural Sciences, University of Chinese Academy of Sciences, Beijing 100049, China.

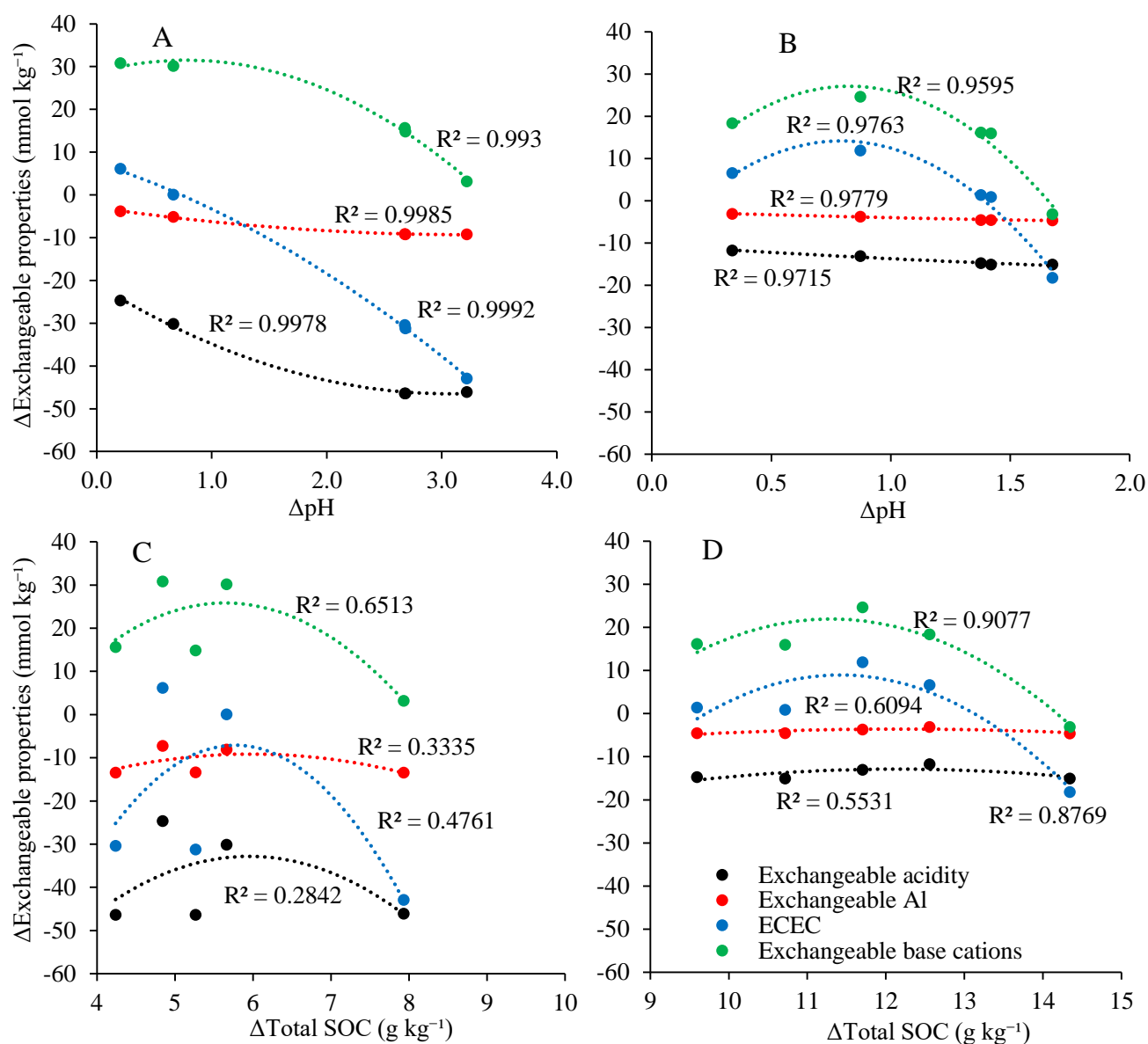
<sup>D</sup>Present address: Shenzhen Key Laboratory of Marine Bioresource and Eco-Environmental Science, Guangdong Provincial Key Laboratory for Plant Epigenetics, College of Life Sciences and Oceanography, Shenzhen University, Shenzhen 518060, China.

\*Correspondence to: Ren-kou Xu State Key Laboratory of Soil and Sustainable Agriculture, Institute of Soil Science, Chinese Academy of Sciences, P.O. Box 821, Nanjing, China Email: rkxu@issas.ac.cn

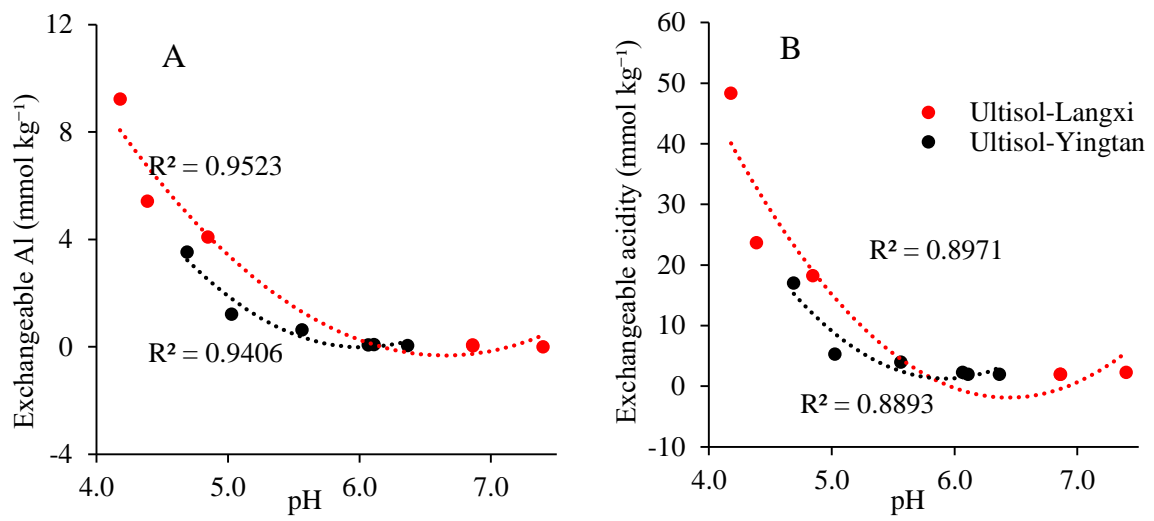
## Figures



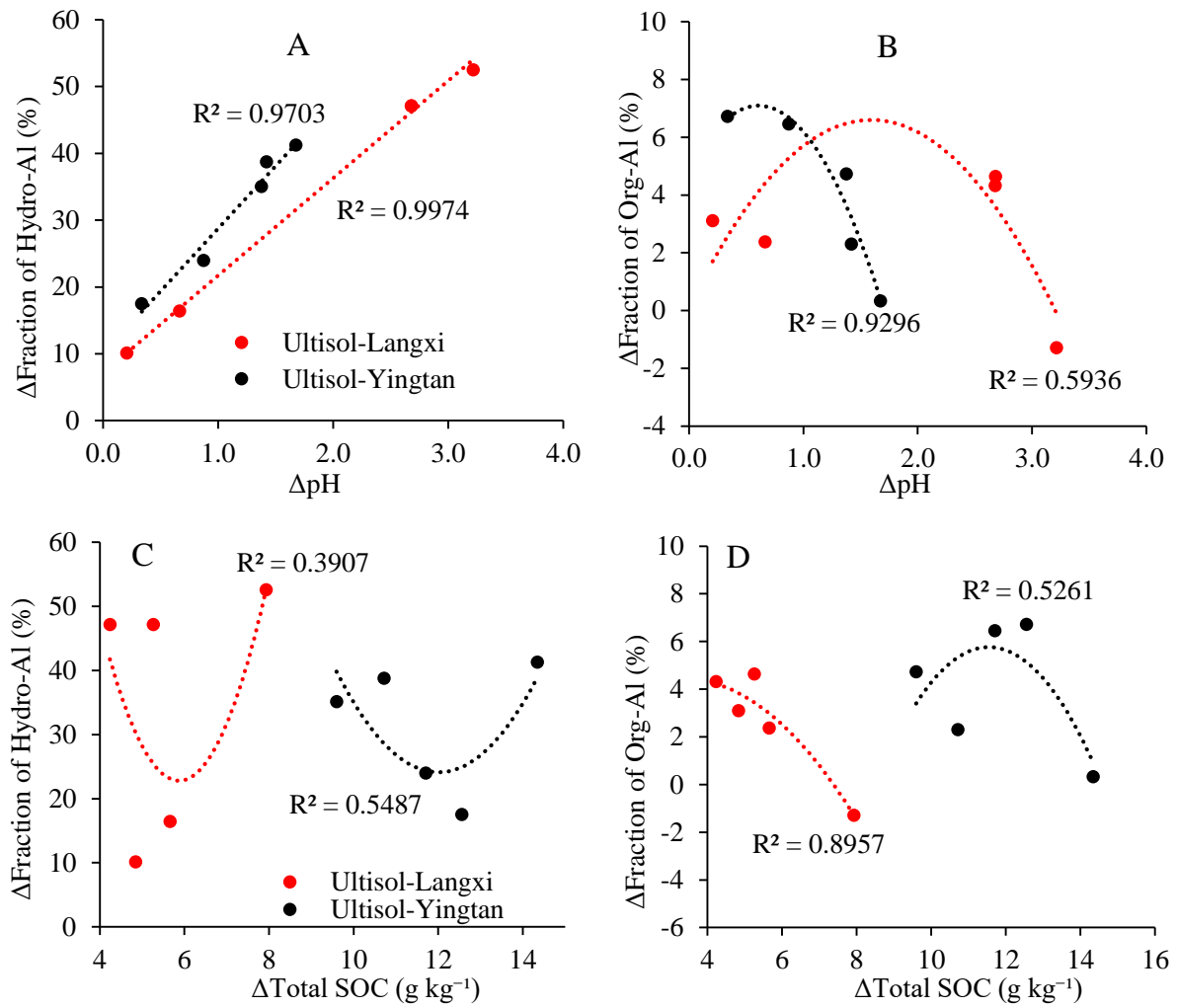
**Figure S1** The difference between pH after application of chitosan (CH), rice (RS) and maize (MS) straws in two Ultisols (A for Ultisol-Langxi, B for Ultisol-Yingtian) after days 0 and 40 of incubation (bars represent the standard error).



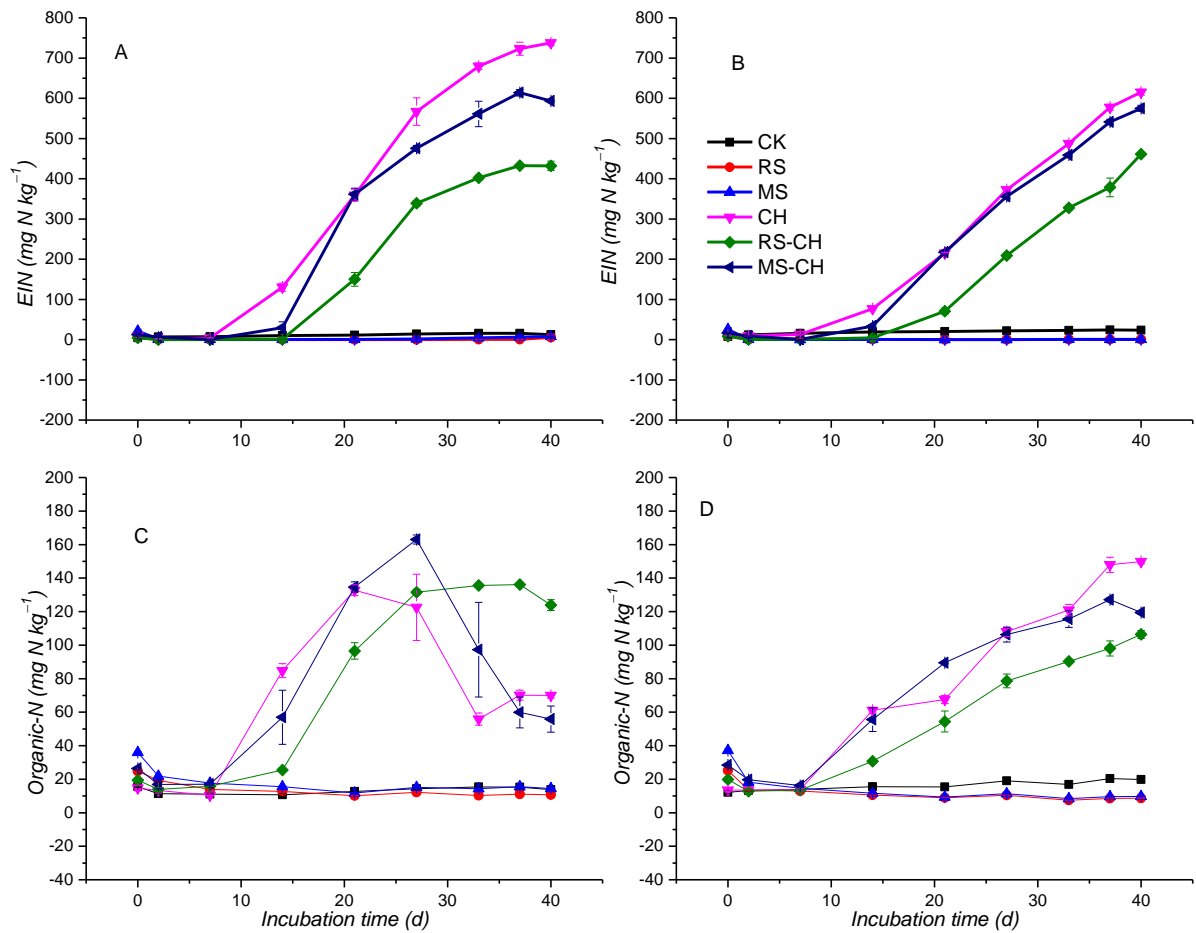
**Figure S2** Second-order polynomial coefficients for the change in soil exchangeable properties of two Ultisols against change in soil pH (A for Ultisol-Langxi, B for Ultisol-Yingtian) and change in total soil organic carbon (SOC, C for Ultisol-Langxi, D for Ultisol-Yingtian) induced by the different amendments. Exchangeable base cations are the sum of exchangeable  $\text{Ca}^{2+}$ ,  $\text{Mg}^{2+}$ ,  $\text{K}^+$ , and  $\text{Na}^+$ ; ECEC is the effective cation exchange capacity. The complete data are listed in Table 1. Some data points overlapped in A and show only four points instead of five.



**Figure S3** Second-order polynomial coefficients for exchangeable aluminum (A) and exchangeable acidity (B) of two Ultisols against soil pH for the control and amended soils.



**Figure S4** Linear relationship between  $\Delta$ fraction hydro-Al and  $\Delta$ pH (A) and second-order polynomial coefficients for  $\Delta$ fraction org-Al and  $\Delta$ pH (B),  $\Delta$ fraction hydro-Al and  $\Delta$ total SOC (C), and  $\Delta$ fraction org-Al and  $\Delta$ total SOC of two Ultisols induced by the different amendments after 40 days incubation.



**Figure S5** Effect of chitosan (CH), rice (RS) and maize (MS) straws on the contents of extractable inorganic N (EIN, A for Ultisol-Langxi, B for Ultisol-Yingtian) and organic N (C for Ultisol-Langxi, D for Ultisol-Yingtian) in two Ultisols (bars represent the standard error).