

[10.1071/FP23143](https://doi.org/10.1071/FP23143)

*Functional Plant Biology*

### Supplementary Material

#### **Functional and transcriptional regulation of the anthocyanidin acyl modifier gene *Gs5AT* of *Gentiana sino-ornata***

*Han Meng<sup>A</sup>, Siqi Chen<sup>A</sup>, Yanmei Wu<sup>A</sup>, and Xuehua Jin<sup>A,\*</sup>*

<sup>A</sup>College of Department of Landscape Architecture, Institute of Architecture and Urban Planning, Kunming University of Science and Technology, Kunming, Yunnan, China.

\*Correspondence to: Xuehua Jin College of Department of Landscape Architecture, Institute of Architecture and Urban Planning, Kunming University of Science and Technology, Kunming, Yunnan, China Email: xhkim2021@163.com

## Supplementary Material

### Supplementary Fig. S1 Open reading frame and predicted amino acid sequence of *Gs5AT*

```

1      10      20      30      40      50      60      70      80      90      100     110     120
1      ATGGAGCAAAATCCAAATGATGAAAGTCTTGGAAAATGCCAAGTTACACCACCTCTGACACACAGATGCGAGTTATCGCTACCGATAACATTCTCGATATCCCGTGGTTGATTTA
1      M E Q I Q M M K V L E K C Q V T P P S D I T D V E L S L P I T F F D I P W L H L

121    130    140    150    160    170    180    190    200    210    220    230    240
121    TATAAGATGTCGTCTCTTTTGTTCAGATTTTCCCTTACCCGAAAACGCAATTTCTGGACACAATTATCCCTAATCTCAAGGCTCTTTGTCTCACTCTAAAACACTACCTCCCACTT
41     Y K M S S L L F Y D F P Y P K T H F L D T I I P N L K A S L S L T L K H Y L P L

241    250    260    270    280    290    300    310    320    330    340    350    360
241    TGTGGCAATTTGTAAATGCCCATCAATCAGGCAAAAGCCAAAGTTTCATTAATCGCTGGTGGGACGACATCGATGGCTTTGGTCTTCGTTGGAGTGTATCAGGATTTTACTACTT
81     C G N L L M P I K S G K K P K F H Y S R G D G D S M A L V F V E S D Q D F D Y L

361    370    380    390    400    410    420    430    440    450    460    470    480
361    AAAGTTCATCATCACACGCGTGAATCCAATGATTTGACCGCGCTTTTATGTATGCCACGACCGTAAGGATCAGCAAGAATATAAGTGAATCCCGCTCGTAGCTGTCAAGTAACG
121    K G H H H T R D S N D L H A L L Y V M P R T V R I T Q E Y K V I P L V A V Q V T

481    490    500    510    520    530    540    550    560    570    580    590    600
481    GTCITTCCTAACCATGGCTTAGCCGCTGGCTGACGACCATCAITCAITGGAGATGGAGAAGTTTGGGAAGTTCATGCTGCTGGGCTATATGACCAATTTGGAAAAGACGG
161    V F F N H G L A V A L T T H H S I G D G R S F A K F M H A W A Y M N K F G K D A

601    610    620    630    640    650    660    670    680    690    700    710    720
601    GACTTATCGTGTAGAAATCTTATCCCGCTTTTATGATGATCATCGATAATCAAAGATCCGAATCCGAATAGAGGAATATTTGGACGAAATGCAAGACGTTCTTGAATTTCTCCCGCA
201    D L S C R N L I P S F D R S S I I K D P N G L E E I F W N E M Q D V L E L F S R

721    730    740    750    760    770    780    790    800    810    820    830    840
721    TTTGGAAGCAAAACCCCTCGAATTCACAAGGTACGACCCACGTATGCTATCCCTTGTGAAATCGAGAGGCTAAAGAACAGACTACTGAATCTCAGAGGATCCGGACCCAGCAATACGC
241    F G S K P P R F N K V R A T Y V L S L V E I E R L K N R V L N L R G S G P A I R

841    850    860    870    880    890    900    910    920    930    940    950    960
841    GTAACAACATTCAGATGACATCGGATACGTATGACATGCAATGTCGAAATCAAAGATGCCATATCAGAGGAATCACCACGACGAAATGAGCTCGAATATTCAGTTTACAGCA
281    V T I F T V I C G Y V W T C M V K S K D A I S E E S P N D E N E L E Y F S F T A

961    970    980    990    1000   1010   1020   1030   1040   1050   1060   1070   1080
961    GATTGCCGAGGCTTCTGACGCCCCGCTGACCTCACTACTCTCGGGAATTCATTGCCCGTGCCTTGCACAAAGCAACACATTAAGAGTTACTTGAAGTGAAGGGCTTCTTGTGCA
321    D C R G L L T P P C P P N Y F G N C I A P C L A K A T H K E L L G S E G L L V A

1081  1090  1100  1110  1120  1130  1140  1150  1160  1170  1180  1190  1200
1081  GTTGCAGTATCGGGGATGCCATCGAAAAGGCTGACGACAAAGAGGTGTTCTTGCAGATCGCAACATGTTTATCAGATCTAAAGGATCCCTCAATAGACTCTCGGGAT
361  V A A I G D A I E K R V Q N K E G V L A D A K T W L S E S K G I P S N R L L G I

1201  1210  1220  1230  1240  1250  1260  1270  1280  1290  1300  1310  1320
1201  AGCGGATCCTAAGTTCGATTCGATGATGATTCGATGGGAAAGCCAGCAAAATTTGAAAGGCTTCTATTGATTATGAGCAAGTATTTCTCTGATGATCTAGGGATTT
401  S G S P K F D S Y G V D F G W G K P A K F E K A S I D Y A E L I S L I E S R E F

1321  1330  1340  1350  1360  1370  1380  1390  1400  1410  1420
1321  GATAAAGGTTGGAGGTTGGAGTTCATCCCTAAGATTCAATATGATGATGATTTCAAGATCTTTGACACAGGATTTGCCAATAGTCAAGTCTTTTAA
441  D K G V E V G V S F P K I H M D A F S R I F E Q G L L P L V K S F *
    
```

Supplementary Tables S1 and S2 show the reaction systems for three rounds of thermal asymmetric PCR. Take 5µL of each round of reaction solution, perform electrophoresis for 25 minutes using 2% agarose gel at 220V and 135A, stain with GelGreen nucleic acid stain, observe the results in a gel imager, recover the third-round PCR products that meet the primer length difference, and sequence them using *Gs5ATP3* as the primer.

#### Supplementary Table S1 PCR reaction procedures and conditions for *Gs5AT* promoter cloning

The first round of PCR reaction	
<p>94°C 1min; 98°C 1min;</p> <p>94°C 30s;</p> <p>65°C 1min;</p> <p>72°C 3min;</p> <p>94°C 30s; 25°C 3min; 72°C 3min;</p> <p>94°C 30s; 65°C 1min; 72°C 3min;</p> <p>94°C 30s; 65°C 1min; 72°C 3min;</p> <p>94°C 30s; 25°C 1min; 72°C 3min;</p> <p>72°C 10min;</p>	<div style="font-size: 3em; line-height: 1;">}</div> <p>15 cycles</p> <div style="font-size: 3em; line-height: 1;">}</div> <p>15 cycles</p>

<b>The second round of PCR reaction</b>	
94°C 30s; 65°C 1min; 72°C 3min;	} 15 cycles
94°C 30s; 65°C 1min; 72°C 3min;	
94°C 30s; 25°C 1min; 72°C 3min;	
72°C 10min;	
<b>The third round of PCR reaction</b>	
94°C 30s; 65°C 1min; 72°C 3min;	} 15 cycles
94°C 30s; 65°C 1min; 72°C 3min;	
94°C 30s; 25°C 1min; 72°C 3min;	
72°C 10min;	

**Supplementary Table S2 PCR reaction system for Gs5AT promoter cloning**

1 <sup>st</sup> PCR Reagents	Dosages/ $\mu$ L	2nd PCR Reagents	Dosages/ $\mu$ L	3rd PCR Reagents	Dosages/ $\mu$ L
gDNA	1	1st PCR Reaction solution(100-fold diluted solution)	1	2nd PCR Reaction solution(100-fold dilute)	1
Dntp mixture (2.5Mm each)	8	Dntp mixture (2.5Mm each)	8	Dntp mixture (2.5Mm each)	8
10*La PCR Buffer II(Mg <sup>2+</sup> plus)	5	10*La PCR Buffer II(Mg <sup>2+</sup> plus)	5	10*La PCR Buffer II(Mg <sup>2+</sup> plus)	5
Takara Taq	0.5	Takara Taq	0.5	Takara Taq	0.5
Ap(100 pmol/ $\mu$ L)	1	Ap(100 pmol/ $\mu$ L)	1	Ap(100 pmol/ $\mu$ L)	1
Gs5ATP1 (10 pmol/ $\mu$ L)	1	Gs5ATP2 (10 pmol/ $\mu$ L)	1	Gs5ATP3 (10 pmol/ $\mu$ L)	1
DDH <sub>2</sub> O	33.5	DDH <sub>2</sub> O	33.5	DDH <sub>2</sub> O	33.5
<b>Total</b>	<b>50</b>	<b>Total</b>	<b>50</b>	<b>Total</b>	<b>50</b>

---


## Supplementary Fig. S2 Promoter sequence of *Gs5AT*

Note: the sequence in the dotted box is TATA-box, the underlined sequence is CAAT-box, and the font bold is *Gs5AT*

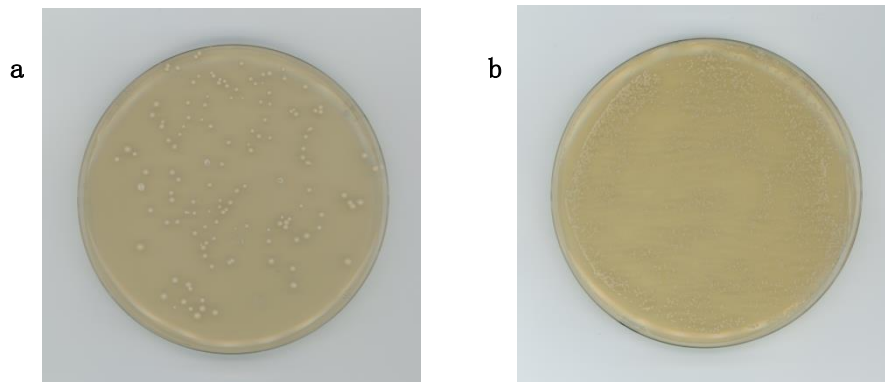
initiation codon

```
AAAAAAAAAAAAATAAGAATAGTATGATATGTCACATCATAACCATTATATGTTTTGTATAC
ACCATTAGTAGTGATCTCATCTTGCAAAAGCTCATTAGTAGTGATCTCATCTTGTAATAA
ACTAGCAATATTTCGATGCATTGTGCTTTTAAACTCTAAAATCTAAGCTAATTAATAAACT
ATTTGTTACATTGCATAAAAAAATCAGAACCCTAAAAGCTAAAATGATGATACGGATGCCA
CGATCCCTTTATCAACAATCAACTCGTCGGAGACTAAGTCAAACCACCAGTCATGGCCT
CGCCAGCGATGACGTGACGCCCCGGGGCCGCCCTCCACGACGTGCGCAATAGCTTAC
ACATCAGGGGGGGCACTCAATGGCAACAGCTCGCCGACACCAGCTCGCCAACATCAG
TTTTCCATGCTTTACTACCTTTTATATCAAGAACAACACTTGTAAATATCATAGAGATAATC
CTAAATTTACATTGTCAGGGCGTCGCCCTATTAGCCGTCTGGCGGGGCGTCGCTGCCAC
GTGTCTCTTTTCTAGGGCATCCCTCTCCCTATAAATACCCCTATGTGTAATAGCTATAAAT
CTAACTTATCTTGGGTGAAATATACTATTCTTGCTTTTGGTCTCTTGTGAGTGTTTCCTTC
TCTCTTTGTGTTTACTATCACCACCGCCGGAATACTACCCGTACGGCGTCGCCACCGT
CCTCCACCATCTTGCTGCACCACCAAAAGCCAAGATATCCTCCAAGTGATCTCTTGATC
ACCACCGTGGTAGTATTATACGCTATCAAGTGGCTCCGTTACCGGAAAGTACTACTTT
CAGCAAGCTTCTTCTTCTTCTCCGGCGAAAACAGGAGGTTTTTGTCTCTGCTCAGC
GTGCGCGACGAGGACTTTCTTTACACCGCCGTGGGTGCTACGTTTTCTTACCAGCAT
CAAGCTTCCACCAACGGGATTACTTTTATTCTCCACTGATTGCTACCTCCAGGTTCCGTT
TTCTCCATACTTAAGCTCTTTTCTTTGATTTCTTAAGTCTACTTGCCTTCTTGAGCTTG
GTACAACCTCCGACCACCGCATTTTTAGGCAGCATTTTCATCTCTTGGTTGTTCACTCTGCT
GAGCATCGTTGGAAGTTGTAATACTCGGGGTTTTGTTGTCATCAAAAATCGTACTACTTC
GCTTGAGTAGCTACCTGCGACCACCGTCTCCATCTTATCAGGTAGCCGGATTCTATCC
CGCCGTGATTTCTGGGTTTTTGGGTATCATTCTGACTGATTTGCGCGGAATCTGGGT
TCTACGGCTATTTCTGGGTCTGATCTCGCCGGAATCGTCATTCTTGTGCCGCAAATACTC
GATTCGGCGCCGAGTTTGTACTATTTGTCCTCAGCCACTTGTGTTGCGCCATGTGTCC
TGCC TTCACAGCTTTCTGCAATTTCTGCTAGTGGTGCACCCGCTGTACTATTGTCAGAA
GTTTGTATTACGATCTCAATCACGGTTTGACACATGTCCTGTCCTTTGATACTATCTG
AAAGTTTGTGCTCTGACATCATGACTGGACCACCTCCAATTCACCCTCAGCAATTCAC
CTCGCACCAAGATGCCCTTGTCAITCAACCAGAAGAAAATCCAAGTCCAGTATTGAA
GCTCGGACCTGATCGAGCTTCGTAAGAAAAACCCCAACAAAATCTTGATTCAAAA
GTACACAGTTTTTTGCTATCATCATTAGTCCATTATG
```

**Supplementary Fig. S3 Distribution of predicted light response elements, MYBCORE, MYCCORE in promoter sequence of *Gs5AT***



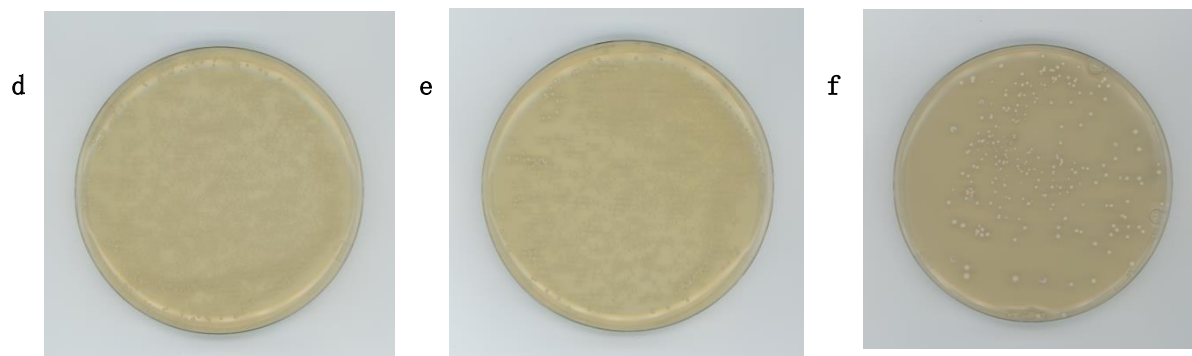
**Supplementary Fig. S4 The Y1HGold[p53-AbAi] / Y1HGold[GS Promoter-pAbAi] on SD/-Ura media agar plates**



Note:A: Y1HGold[p53-AbAi];B:Y1HGold[GS Promoter-pAbAi]

**Supplementary Fig. S5 The bait-reporter Y1HGold strains were cultured on SD/-Leu-Ura agar plates**





**Note:** a: Y1HGold[pGADT7-Rec-Isoform0000418/GS Promoter-pAbAi]; b: Y1HGold[pGADT7-Rec-Isoform0000942/GS Promoter-pAbAi]; c : Y1HGold[pGADT7-Rec-Isoform0007293/GS Promoter-pAbAi] ; d : Y1HGold[pGADT7-Rec-Isoform0011634/GS Promoter-pAbAi] ; e: Y1HGold[pGADT7-Rec-Isoform0013374/GS Promoter-pAbAi] ; f: Y1HGold[pGADT7-Rec-Isoform0025521/GS Promoter-pAbAi] .

### Supplementary Table S3 Primer sets used for amplifying and sequencing

Primer	Sequence
AP1	Genome Walking Kit provided, sequence unknown
AP2	Genome Walking Kit provided, sequence unknown
AP3	Genome Walking Kit provided, sequence unknown
AP4	Genome Walking Kit provided, sequence unknown
SP1	TATAGGCCCAAGCATGCATGAACT
SP2	AGACCGTACTTGCACAGCTACGA
SP3	TGGAATCACGCGTGTGATGATGAC
SP4	GTAGTACTTTCCCGGTAACG
SP5	TGAGATCACTACTAATGAGC
SP6	AATGGACTAATGATGATAGC
pMiniT 2.0 vector Cloning Analysis Forward Primer	ACCTGCCAACCAAAGCGAGAAC
pMiniT 2.0 vector Cloning Analysis Reverse Primer	TCAGGGTTATTGTCTCATGAGCG
GS Promoter F	gaaaagcttgaattcgagctGAATAGTATGATATGTCACATCATAc
GS Promoter R	atacagagcacatgcctcgaAATGGACTAATGATGATAGC
pAbAi Seq F	TGTTCCGAGATTACCGAATC

---

## Supplementary Table S4 Species name in phylogenetic tree and GenBank registration

### number

	Species name	GenBank registration numbers	
flavonoid/anthocyanin	<i>Glandularia x hybrida</i>	VH3MAT (AAS 77402)	
acyltransferase	<i>Lamium purpureum</i>	LP3MAT (AAS 77404)	
	<i>Nicotiana tabacum</i>	NtMAT (BAD93691)	
	<i>Perilla frutescens</i>	Pf5MaT(AAL50565)	
	<i>Dahlia pinnata</i>	DV3MAT(AAO12206)	
	<i>Chrysanthemum x morifolium</i>	DM3MAT1 (AAQ63615)	
	<i>Chrysanthemum x morifolium</i>	Dm3MaT2 (AAQ63616)	
BAHD acyltransferase	<i>Zea mays</i>	Glossy (CAA61258.1)	
	<i>Arabidopsis thaliana</i>	CER (AAM64817)	
	<i>Hordeum vulgare</i>	ACT (AAO73071.1)	
	<i>Fragaria vesca</i>	VAAT (CAC09062.1)	
	<i>Fragaria x ananassa</i>	SAAT (AAG13130.1)	
	<i>Rosa hybrid cultivar</i>	RhAAT (AAW31948.1)	
	<i>Rauvolfia serpentina</i>	Vinorine synthase (CAD89104.2)	
	<i>Catharanthus roseus</i>	DAT (AAC99311.1)	
	<i>Nicotiana tabacum</i>	NtEBT (AAN09798)	
	<i>Petunia x hybrida</i>	BPBT (AAU06226.1)	
	<i>Cucumis melo</i>	CmAAT1 (AAW51125)	
	<i>Clarkia breweri</i>	CbBEBT (AAN09796)	
	<i>Vitis labrusca</i>	AMAT (AAW22989)	
	<i>Cucumis melo</i>	CmAAT2 (AAL77060)	
	<i>Malus domestica</i>	MpAATt (AAU14879)	
	<i>Taxus canadensis</i>	DBNTBT (AAM75818)	
	<i>Taxus cuspidata</i>	DBAT (AAF27621)	
	<i>Taxus cuspidata</i>	BAPT (AAL92459)	
	bHLH	<i>Arabidopsis thaliana</i>	GL3(AT5G41315)
		<i>Arabidopsis thaliana</i>	EGL3(AT1G63650)
<i>Arabidopsis thaliana</i>		NP_001329692(AT4G00480)	
<i>Lilium hybrid division I</i>		LHBHLH1(BAE20057)	
<i>Zea mays</i>		B1(AGO65322)	
<i>Gentiana triflora</i>		GTBHLH1(BAH03387)	
<i>Arabidopsis thaliana</i>		TT8 (AT4G09820)	
<i>Dahlia pinnata</i>		DVLVS(BAM84241)	
<i>Arabidopsis thaliana</i>		AAC98450	
<i>Arabidopsis thaliana</i>		AAC64222	
<i>Arabidopsis thaliana</i>		At3g26744	
<i>Arabidopsis thaliana</i>		AT5G65640	
<i>Arabidopsis thaliana</i>		AED91564	
<i>Arabidopsis lyrata subsp. petraea</i>		AHM26490	

---

<i>Elaeis guineensis</i>	XP_010906815
<i>Hordeum vulgare subsp. vulgare</i>	BAJ92170
<i>Oryza sativa Japonica Group</i>	XP_015618080
<i>Zea mays</i>	PIL5 (ONM07085)

---

### Supplementary Table S5 Primer sets used for amplifying and sequencing

Primer name	sequence ( 5'-3' )
<i>Gs5AT-F</i>	CTAGAAGGCCTCCATGGGGATCCCCAAACGACGAAAATGAGC
<i>Gs5AT-R</i>	GCCTCGAGACGCGTGAGCTCCCATCCGAAATCTACACCATA
PTRV2-seqE	CACATATTCGCACGTATGAAGT
<i>Gsbhlh7-F</i>	TCTAGAAGGCCTCCATGGGGATCCGCCAAGCAAAAGACAGCC
<i>Gsbhlh7-R</i>	GGGCCTCGAGACGCGTGAGCTCGTGTTCCTCCTTGCTCGTATT
PTRV2-seqS	AACAAAGTCCGTTCCCTAT