

## Supplementary Material

### Enzymatic Synthesis of *p*-Cresol Oligomers and Evaluation of Their Free Radical Scavenging Activity

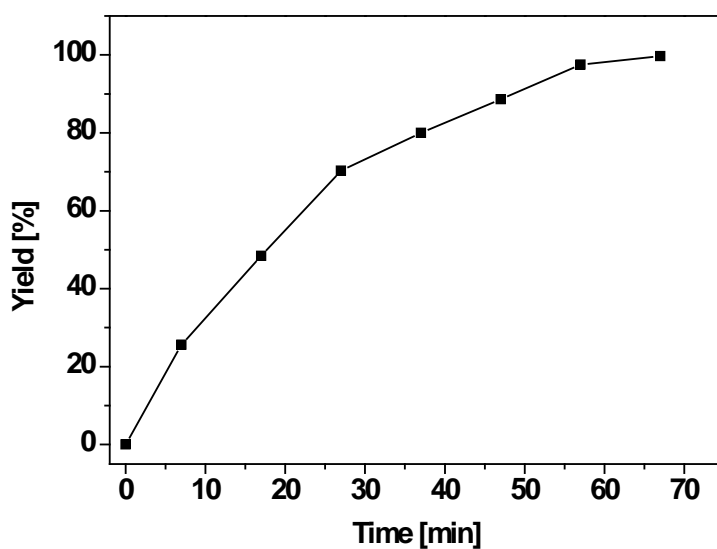
Lei Zhang,<sup>A, B</sup> Ling-Yan Jiang,<sup>C</sup> Ke Zheng,<sup>A</sup> Hua Duan,<sup>A</sup> Min Li,<sup>A</sup> and Yuan-Chen Cui<sup>A, D</sup>

<sup>A</sup>College of Chemistry and Chemical Engineering, Henan University, Kaifeng 475004, P. R. China

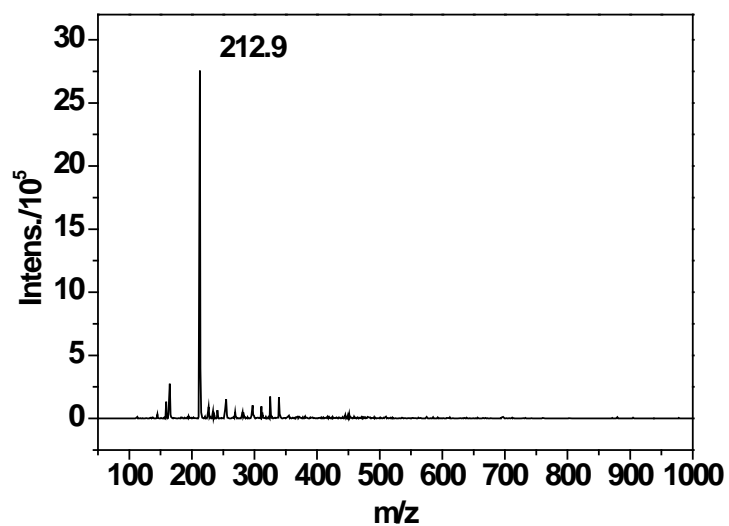
<sup>B</sup>Institute of Chemistry and Biology, Henan University, Kaifeng 475004, P. R. China

<sup>C</sup>Institute of Resources and Environment, Zhengzhou Institute of Aeronautical Industry Management, Zhengzhou 450015, P. R. China

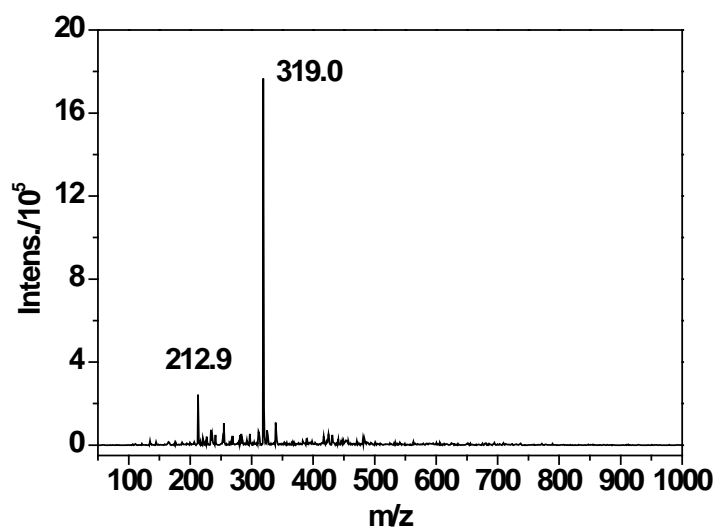
<sup>D</sup>Corresponding Author. E-mail: yuanchencui@126.com



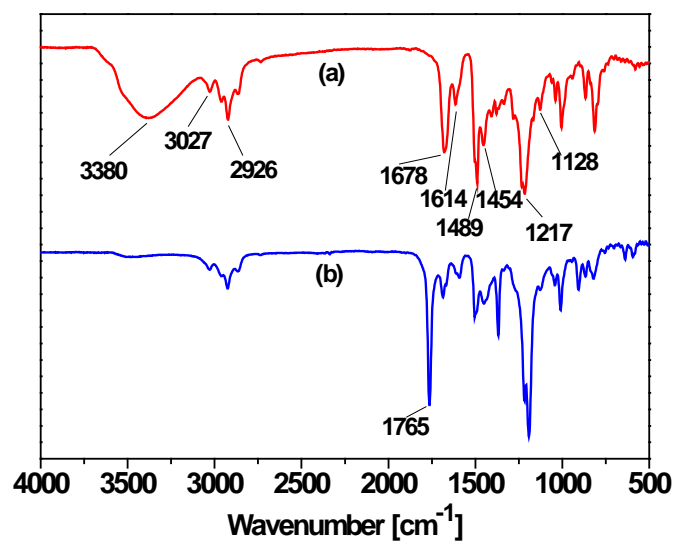
**Figure S1.** Plots of conversions of *p*-cresol versus the reaction time



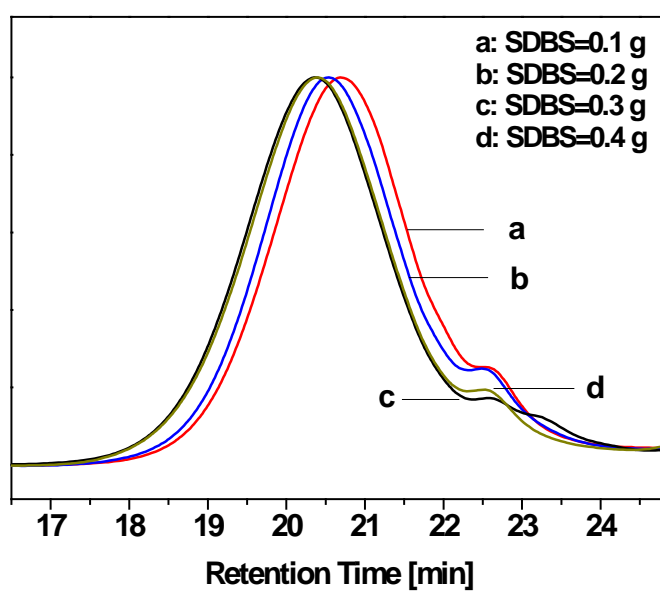
**Figure S2.** Ion trap mass spectrum of the substance corresponded to the HPLC peak at a retention time of 6 min



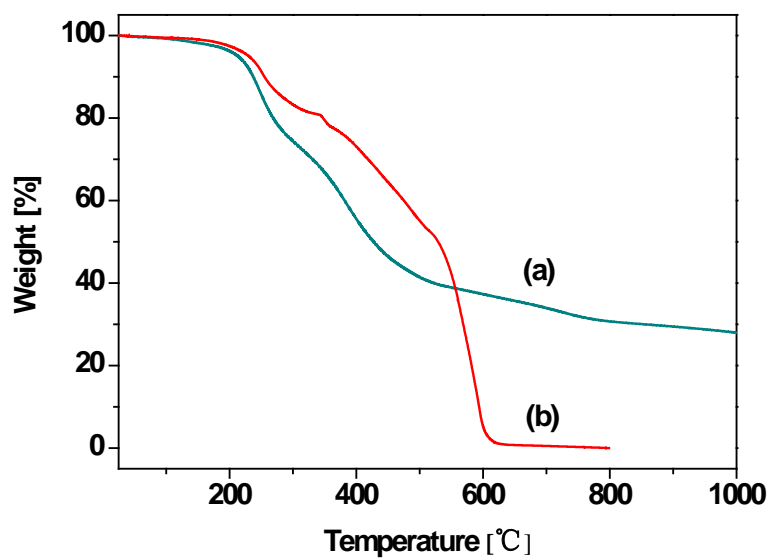
**Figure S3.** Ion trap mass spectrum of the substance corresponded to the HPLC peak at a retention time of 7.3 min



**Fig. S4.** IR spectra of *p*-cresol oligomers (a) and acetylated *p*-cresol oligomers (b)



**Figure S5.** GPC traces of *p*-cresol oligomers obtained with different amounts of SDBS



**Fig. S6.** TG traces of *p*-cresol oligomers in nitrogen (a) and air (b) atmospheres