

© CSIRO Publishing 2009

10.1071/CH09151_AC

Australian Journal of Chemistry, 2009, 62 (7), 711–719

Accessory Publication:

Solid State and Solution Phase Conformations of Pseudoproline-containing Dipeptides

Jack K. Clegg, James R. Cochrane, Nima Sayyadi, Danielle Skropeta, Peter Turner
and Katrina A. Jolliffe*

School of Chemistry, The University of Sydney, 2006, NSW, Australia

jolliffe@chem.usyd.edu.au

Figures S1-S3

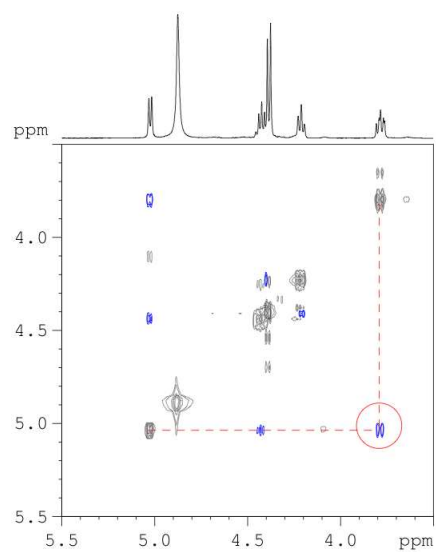


Fig. S1. 400 MHz NOESY spectrum of **12** indicating the NOE interaction between the Val α -H (3.80 ppm) and the D-*allo*-Thr($\Psi^{\text{Me,Me}}$ pro) α -H (5.05 ppm).

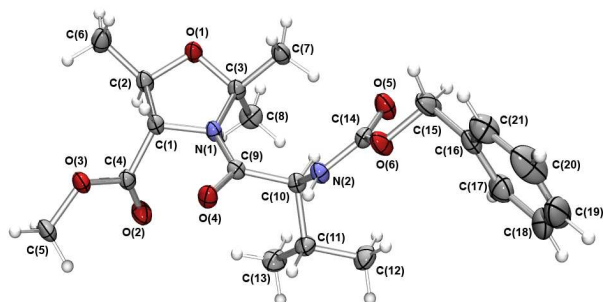


Fig. S2. An ORTEP representation of **1** shown with 50 % probability ellipsoids.

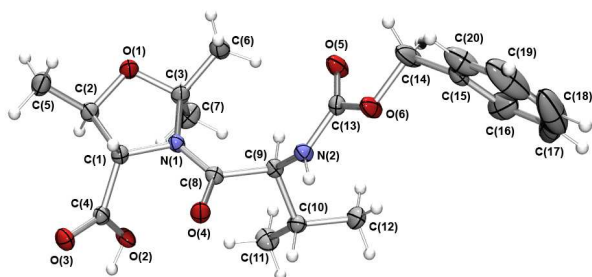


Fig. S3. An ORTEP representation of **7** shown with 50 % probability ellipsoids.