10.1071/RD17045_AC
© CSIRO 2018
Supplementary Material: *Reproduction, Fertility and Development*, 2018, 30(2), 262–271.

Supplementary Material

Unique oestrogen receptor ligand-binding domain sequence of native parrots: a possible link between phyto-oestrogens and breeding success

Catherine E. J. Davis[A], *Adrian H. Bibby*[A], *Kevin M. Buckley*[A], *Kenneth P. McNatty*[A] *and Janet L. Pitman*[A,B]

[A]School of Biological Sciences, Victoria University of Wellington, PO Box 600, Wellington 6140, New Zealand.

[B]Corresponding author. Email: janet.pitman@vuw.ac.nz

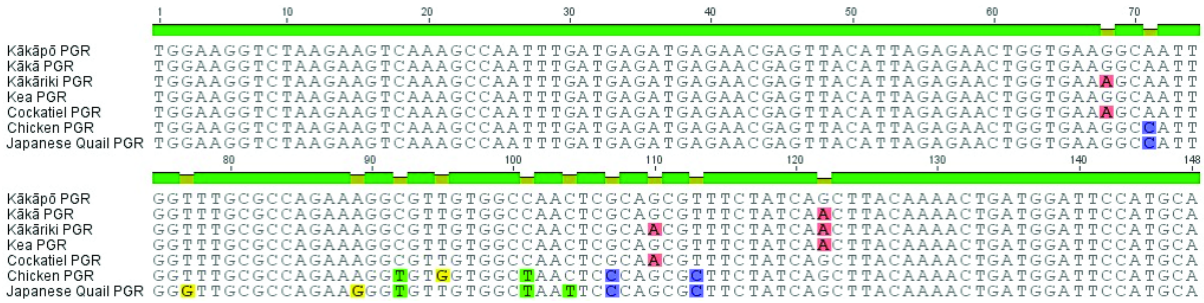

Fig. S1. Alignment of nucleotide sequences that span the amplified region of the LBD of PR in the NZ parrot species, cockatiel, Chicken and Japanese Quail. Coloured letters represent nucleotides that differ from those in Kākāpō.

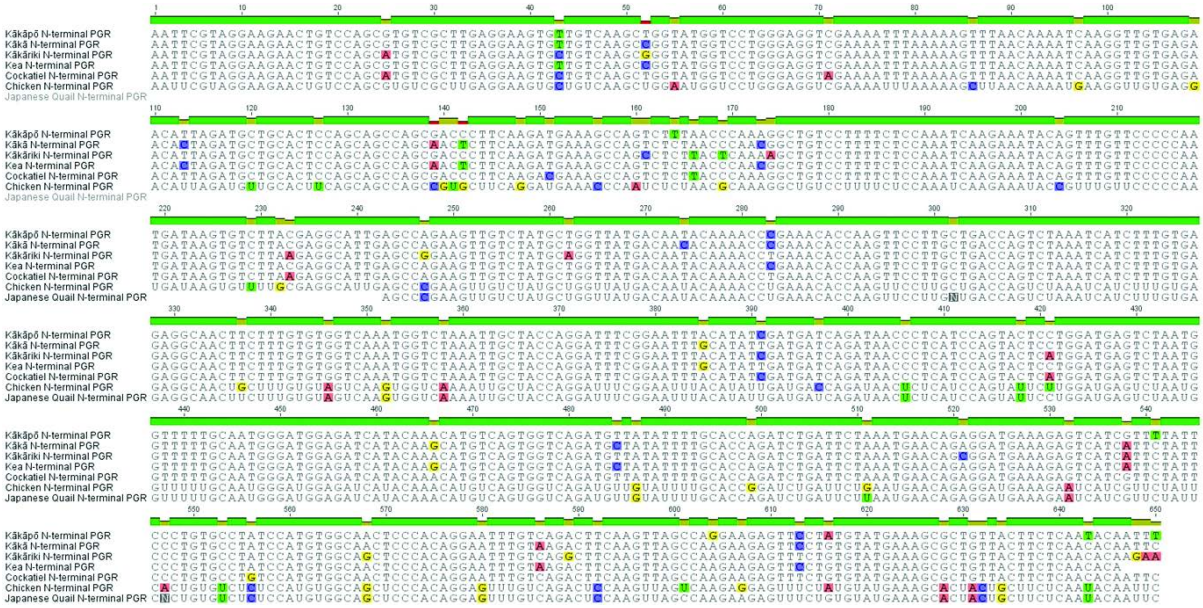

Fig. S2. Alignment of nucleotide sequences that span the amplified N-terminal region of the LBD of PR in the NZ parrot species, Cockatiel, Chicken and Japanese Quail. Coloured letters represent nucleotides that differ from those in Kākāpō.



Fig. S3. Alignment of translated sequences that span the amplified N-terminal region of the LBD of PR in the NZ parrot species, Cockatiel, Chicken and Japanese Quail.

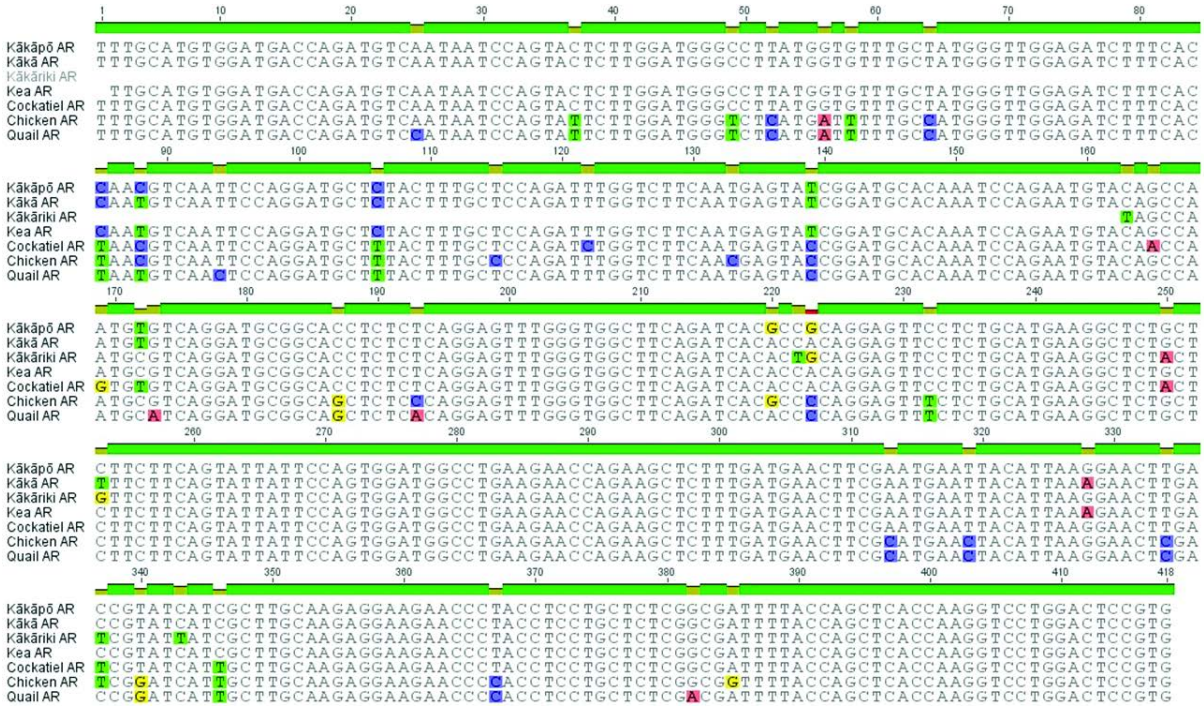

Fig. S4. Alignment of nucleotide sequences that span the amplified region of the LBD of AR in the NZ parrot species, Cockatiel, Chicken and Japanese Quail. Coloured letters represent nucleotides that differ from those in Kākāpō.

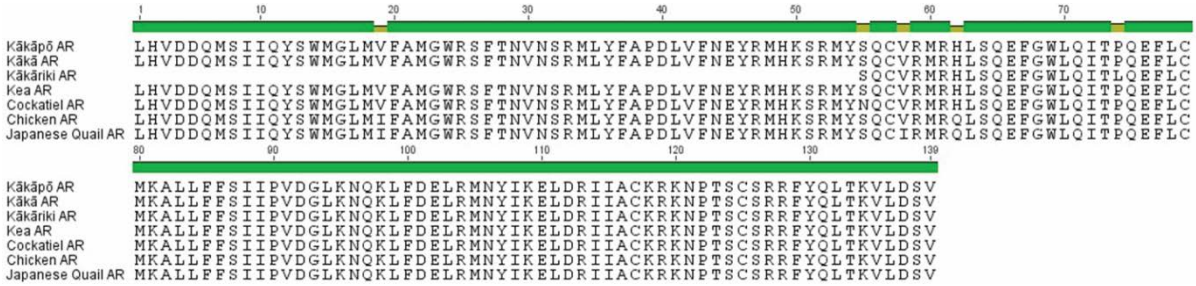

Fig. S5. Alignment of translated sequences that span the amplified region of the LBD of AR in the NZ parrot species, Cockatiel, Chicken and Japanese Quail.

Fig. S6. Alignment of nucleotide sequences that span the amplified region of the LBD of ERα in the NZ parrot species, Cockatiel, Chicken and Japanese Quail. Coloured letters represent nucleotides that differ from those in Kākāpō.



Fig. S7. Alignment of translated sequences that span the amplified region of the LBD of ERα in the NZ parrot species, Cockatiel, Chicken and Japanese Quail.

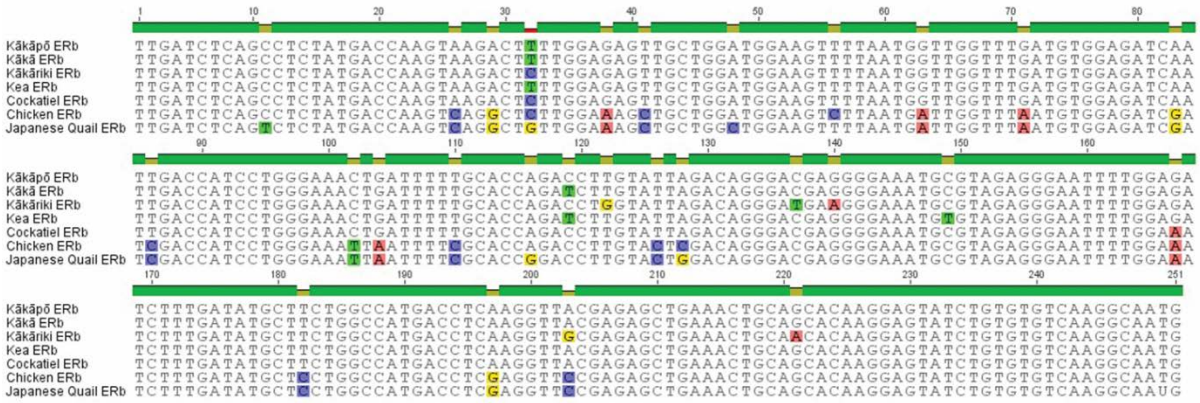

Fig. S8. Alignment of nucleotide sequences that span the amplified region of the LBD of ERβ in the NZ parrot species, Cockatiel, Chicken and Japanese Quail. Coloured letters represent nucleotides that differ from those in Kākāpō.

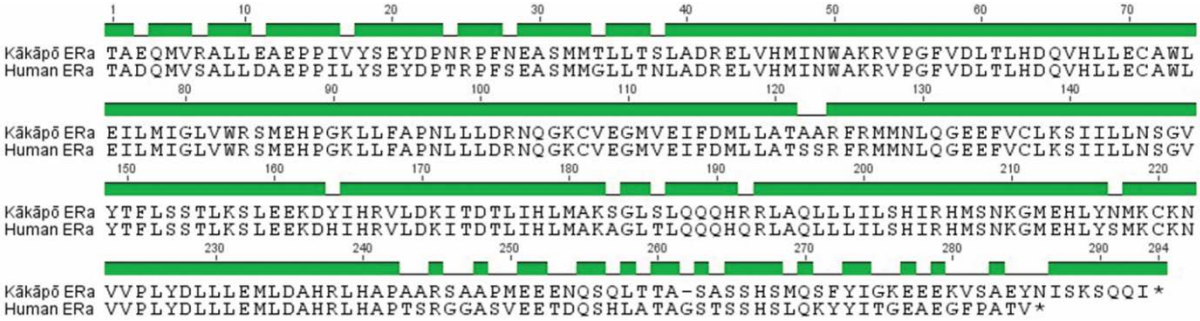

Fig. S9. Alignment of translated sequences that span the amplified region of the LBD of ERα in Kākāpō and human (1A52).